



My Itsy Bitsy Frog Book Assembly Instructions


Cut around the outside dotted line.



Fold in half along the center solid line, so you can still read the words.



Cut along the dotted line in the center.




Fold each side in half again along the solid lines so you end up with a "fan fold".

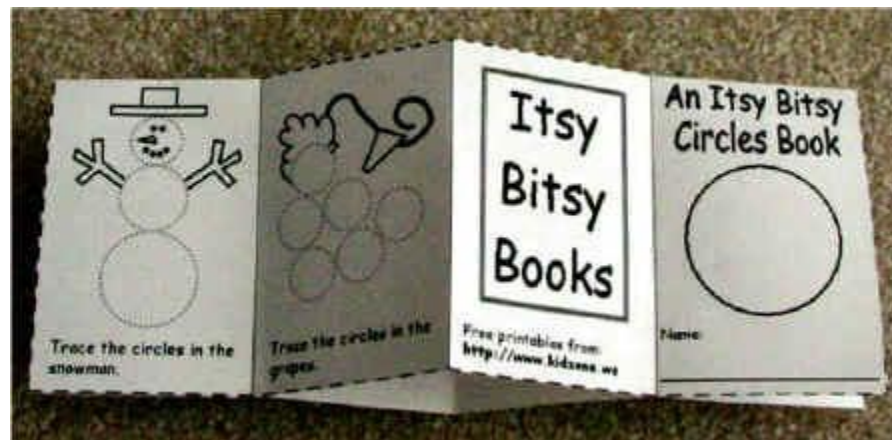


Fold in
half.


THEN
Unfold
everything!



Fold in half
lengthwise
so you can
see a long
strip of
images on
both sides.



Hold each end of the booklet and push together so the title page and back page are in place.



Crease firmly to finish the booklet.

